



Officials: Tony Padilla, Marques Pettigrew, Larry Spaulding

Nevada - 72

Record: 12-1

NO.	Name	Min	FG	3P	FT	Rebounds			Fouls		TP	AS	TO	ST	Blocks		+/-
			M-A	M-A	M-A	OR	DR	TOT	PF	FD					BS	BA	
4	Tre Coleman	F 27:50	1-6	0-4	0-0	0	4	4	1	1	2	1	4	0	1	0	7
11	Nick Davidson	F 33:14	4-9	1-4	0-0	3	5	8	2	0	9	1	2	1	0	0	9
2	Jarod Lucas	G 34:40	7-13	4-7	2-2	1	3	4	1	1	20	0	0	0	0	1	7
13	Kenan Blackshear	G 34:19	11-14	0-1	8-11	0	5	5	3	9	30	4	5	2	1	0	11
20	Daniel Foster	G 24:35	1-2	0-1	2-5	1	1	2	4	2	4	0	1	0	0	0	3
0	Hunter McIntosh	12:29	2-3	2-3	0-0	0	0	0	2	0	6	0	0	0	0	0	-3
3	Tyler Rolison	09:46	0-2	0-1	0-0	0	1	1	2	0	0	2	0	1	0	0	3
33	Tylan Pope	16:21	0-3	0-1	0-0	2	2	4	3	0	0	1	0	0	2	0	4
42	K.J. Hymes	06:46	0-1	0-0	1-2	0	0	0	0	3	1	0	0	0	1	0	-1
Team						1	5	6			0		0				
<b>Totals</b>			26-53	7-22	13-20	8	26	34	18	16	72	9	12	4	5	1	8

Shooting By Period		
1st FG%	14-29	48.3%
3PT%	5-13	38.5%
FT%	3-5	60%
2nd FG%	12-24	50.0%
3PT%	2-9	22.2%
FT%	10-15	66.7%
GMFG%	26-53	49.1%
3PT%	7-22	31.8%
FT%	13-20	65.0%

Dead Ball Rebounds: 5, 1

Technical Fouls: NONE

Georgia Tech - 64

Record: 8-4

NO.	Name	Min	FG	3P	FT	Rebounds			Fouls		TP	AS	TO	ST	Blocks		+/-
			M-A	M-A	M-A	OR	DR	TOT	PF	FD					BS	BA	
5	Tafara Gapare	F 18:37	0-4	0-2	0-0	0	2	2	1	0	0	0	0	0	0	1	-4
11	Baye Ndongo	F 26:44	7-8	0-0	6-6	2	6	8	4	4	20	1	1	1	1	1	9
2	Naithan George	G 32:44	3-9	0-3	3-6	0	1	1	0	4	9	2	0	2	0	0	-7
13	Miles Kelly	G 33:56	3-15	1-9	3-6	0	5	5	2	6	10	3	3	0	0	2	-9
14	Kowacie Reeves	G 30:12	3-8	2-5	1-1	1	3	4	3	2	9	0	2	1	0	0	-9
12	Tyzhaun Claude	13:51	1-2	0-0	1-2	5	0	5	3	1	3	1	1	0	0	0	-15
1	Kyle Sturdivant	15:09	2-5	1-3	0-0	0	1	1	0	0	5	1	1	0	0	0	-1
3	Dallan "Deebo" Coleman	25:51	3-6	2-4	0-0	0	3	3	3	1	8	1	1	0	0	1	-3
23	Ibrahima Sacko	02:57	0-0	0-0	0-0	0	0	0	0	0	0	0	0	0	0	0	-1
Team						2	0	2			0		0				
<b>Totals</b>			22-57	6-26	14-21	10	21	31	16	18	64	9	9	4	1	5	-8

Shooting By Period		
1st FG%	11-26	42.3%
3PT%	4-12	33.3%
FT%	4-6	66.7%
2nd FG%	11-31	35.5%
3PT%	2-14	14.3%
FT%	10-15	66.7%
GMFG%	22-57	38.6%
3PT%	6-26	23.1%
FT%	14-21	66.7%

Dead Ball Rebounds: 5, 0

Technical Fouls: NONE

	Nevada	GTE
Biggest lead	8 (2 <sup>nd</sup> 0:01)	6 (1 <sup>st</sup> 15:20)
Best Scoring Run	7 (1 <sup>st</sup> 11:15)	8 (1 <sup>st</sup> 15:20)
Lead Changes	3	
Times Tied	2	
Time with Lead	31:57	06:11

	Nevada	GTE
Points from		
Turnovers	9	6
Paint	20	28
Second Chance	8	14
Fast Breaks	7	2
Bench	7	16

	Period by Period Scoring		
	1st	2nd	TOT
Nevada	36	36	72
GTE	30	34	64



**Period 1**

**Period Starters:**

<b>GTE</b>	2 George N	5 Gapare T	11 Ndongo B	13 Kelly M	14 Reeves K
<b>Nevada</b>	2 Lucas J	4 Coleman T	11 Davidson N	13 Blackshear K	20 Foster D

Game Time	GTE	Score	Diff	Nevada
20:00	5 GAPARE T jumpball won			11 DAVIDSON N jumpball lost
19:40	14 REEVES K 3pt FG , jump shot made (3)	<b>3-0</b>	<b>3</b>	
19:40	13 KELLY M assist (1)			
19:16				2 LUCAS J 2pt FG outside the paint, turnaround jump shot missed
19:13	11 NDONGO B defensive rebound (1)			
18:58	13 KELLY M 3pt FG , jump shot missed			
18:54				2 LUCAS J defensive rebound (1)
18:45	14 REEVES K steal (1)			13 BLACKSHEAR K turnover bad pass (1)
18:33	2 GEORGE N 2pt FG from turnover outside the paint, pull up jump shot missed			
18:29				11 DAVIDSON N defensive rebound (1)
18:12	2 GEORGE N steal (1)			4 COLEMAN T turnover lost ball (1)
18:07	13 KELLY M 2pt FG from turnover outside the paint, jump shot missed			
18:03				2 LUCAS J defensive rebound (2)
17:43				13 BLACKSHEAR K 3pt FG , jump shot missed
17:41	14 REEVES K defensive rebound (1)			
17:36	11 NDONGO B substitution out			
17:36	12 CLAUDE T substitution in			
17:18	2 GEORGE N 3pt FG , jump shot missed			
17:14				13 BLACKSHEAR K defensive rebound (1)
17:08		<b>3-2</b>	<b>1</b>	11 DAVIDSON N 2pt FG in the paint, hook shot made (2)
16:46	13 KELLY M foul offensive (1 - 1)			13 BLACKSHEAR K foul drawn (1)
16:46	13 KELLY M turnover offensive (1)			
16:32		<b>3-4</b>	<b>-1</b>	13 BLACKSHEAR K 2pt FG from turnover in the paint, layup made (2)
16:32	12 CLAUDE T foul shooting (1 - 2)			13 BLACKSHEAR K foul drawn (2)
16:32		<b>3-5</b>	<b>-2</b>	13 BLACKSHEAR K free throw 1 - 1 made (3)
16:22	14 REEVES K 3pt FG , jump shot made (6)	<b>6-5</b>	<b>1</b>	
16:22	13 KELLY M assist (2)			
16:12				11 DAVIDSON N 3pt FG , jump shot missed
16:09	13 KELLY M defensive rebound (1)			
16:01	14 REEVES K 2pt FG outside the paint, pull up jump shot missed			
15:58	12 CLAUDE T offensive rebound (1)			
15:57	13 KELLY M 3pt FG second chance, jump shot made (3)	<b>9-5</b>	<b>4</b>	
15:57	12 CLAUDE T assist (1)			
15:29				11 DAVIDSON N 2pt FG outside the paint, jump shot missed
15:26	2 GEORGE N defensive rebound (1)			
15:20	2 GEORGE N 2pt FG in the paint, turnaround jump shot made (2)	<b>11-5</b>	<b>6</b>	
14:58		<b>11-7</b>	<b>4</b>	20 FOSTER D 2pt FG in the paint, hook shot made (2)
14:30	2 GEORGE N 2pt FG in the paint, driving layup missed			



Official Basketball Play by Play - First Half  
**Nevada at Georgia Tech**  
 12/24/23 SimpliFI Arena at Stan Sheriff Center, Honolulu  
 2023-24 Men's Basketball

**Game Time:** 4:00 PM  
**Game Duration:** 1:57  
**Attendance:** 5,005

**Officials:** Tony Padilla, Marques Pettigrew, Larry Spaulding

Game Time	GTE	Score	Diff	Nevada
14:28				13 BLACKSHEAR K defensive rebound (2)
14:25				13 BLACKSHEAR K turnover lost ball (2)
14:08	5 GAPARE T 2pt FG from turnover in the paint, layup missed			
14:05				13 BLACKSHEAR K defensive rebound (3)
14:01		<b>11-10</b>	<b>1</b>	2 LUCAS J 3pt FG fast break, jump shot made (3)
14:01				11 DAVIDSON N assist (1)
13:39	2 GEORGE N 2pt FG in the paint, pull up jump shot made (4)	<b>13-10</b>	<b>3</b>	
13:19		<b>13-13</b>	<b>0</b>	2 LUCAS J 3pt FG , jump shot made (6)
13:19				13 BLACKSHEAR K assist (1)
12:57	5 GAPARE T 3pt FG , jump shot missed			
12:54				20 FOSTER D defensive rebound (1)
12:48				4 COLEMAN T 2pt FG outside the paint, pull up jump shot missed
12:44				11 DAVIDSON N offensive rebound (2)
12:42				2 LUCAS J 3pt FG second chance, jump shot missed
12:39	5 GAPARE T defensive rebound (1)			
12:19	13 KELLY M 3pt FG , jump shot missed			
12:17				4 COLEMAN T defensive rebound (1)
12:08		<b>13-16</b>	<b>-3</b>	11 DAVIDSON N 3pt FG , jump shot made (5)
12:08				13 BLACKSHEAR K assist (2)
12:07	Timeout 30 Sec			
12:07				Timeout media
12:07	2 GEORGE N substitution out			
12:07	5 GAPARE T substitution out			
12:07	12 CLAUDE T substitution out			
12:07	13 KELLY M substitution out			
12:07	1 STURDIVANT K substitution in			
12:07	3 COLEMAN D substitution in			
12:07	11 NDONGO B substitution in			
12:07	23 SACKO I substitution in			
12:07				4 COLEMAN T substitution out
12:07				11 DAVIDSON N substitution out
12:07				13 BLACKSHEAR K substitution out
12:07				20 FOSTER D substitution out
12:07				0 MCINTOSH H substitution in
12:07				3 ROLISON T substitution in
12:07				33 POPE T substitution in
12:07				42 HYMES K substitution in
11:49	1 STURDIVANT K 2pt FG in the paint, pull up jump shot missed			
11:46	11 NDONGO B offensive rebound (2)			
11:34	1 STURDIVANT K 3pt FG second chance, jump shot missed			
11:31				33 POPE T defensive rebound (1)
11:15	11 NDONGO B foul shooting (1 - 3)			42 HYMES K foul drawn (1)
11:15				Timeout media
11:15				42 HYMES K free throw 1 - 2 missed
11:15				offensive dead ball rebound (1)
11:15		<b>13-17</b>	<b>-4</b>	42 HYMES K free throw 2 - 2 made (1)
10:51	11 NDONGO B 2pt FG in the paint, hook shot made (2)	<b>15-17</b>	<b>-2</b>	



Game Time	GTE	Score	Diff	Nevada
10:31				33 POPE T 2pt FG in the paint, step back jump shot missed
10:27	11 NDONGO B defensive rebound (3)			
10:18	11 NDONGO B 2pt FG in the paint, layup made (4)	17-17	0	
10:18	1 STURDIVANT K assist (1)			
09:57		17-19	-2	2 LUCAS J 2pt FG outside the paint, step back jump shot made (8)
09:42	14 REEVES K turnover travel (1)			
09:42	14 REEVES K substitution out			
09:42	13 KELLY M substitution in			
09:42				2 LUCAS J substitution out
09:42				13 BLACKSHEAR K substitution in
09:30		17-21	-4	13 BLACKSHEAR K 2pt FG from turnover in the paint, step back jump shot made (5)
09:11	3 COLEMAN D 2pt FG in the paint, layup blocked			
09:11				42 HYMES K block (1)
09:10				defensive rebound (11)
09:10	23 SACKO I substitution out			
09:10	5 GAPARE T substitution in			
09:10				42 HYMES K substitution out
09:10				11 DAVIDSON N substitution in
08:58				13 BLACKSHEAR K 2pt FG outside the paint, pull up jump shot missed
08:54				offensive rebound (12)
08:42		17-23	-6	13 BLACKSHEAR K 2pt FG second chance outside the paint, hook shot made (7)
08:26	3 COLEMAN D 3pt FG , jump shot made (3)	20-23	-3	
08:26	13 KELLY M assist (3)			
08:04				13 BLACKSHEAR K turnover out of bounds (3)
08:04				3 ROLISON T substitution out
08:04				4 COLEMAN T substitution in
07:52	5 GAPARE T 3pt FG from turnover, jump shot missed			
07:48				11 DAVIDSON N defensive rebound (3)
07:33				4 COLEMAN T 3pt FG , jump shot missed
07:30	13 KELLY M defensive rebound (2)			
07:23	13 KELLY M 2pt FG outside the paint, pull up jump shot made (5)	22-23	-1	
07:08		22-26	-4	0 MCINTOSH H 3pt FG , jump shot made (3)
07:08				4 COLEMAN T assist (1)
06:55	11 NDONGO B foul drawn (1)			13 BLACKSHEAR K foul shooting (1 - 1)
06:55	Timeout media			
06:55	1 STURDIVANT K substitution out			
06:55	2 GEORGE N substitution in			
06:55				33 POPE T substitution out
06:55				20 FOSTER D substitution in
06:55	11 NDONGO B free throw 1 - 2 made (5)	23-26	-3	
06:55	11 NDONGO B free throw 2 - 2 made (6)	24-26	-2	
06:43		24-29	-5	0 MCINTOSH H 3pt FG , jump shot made (6)
06:43				13 BLACKSHEAR K assist (3)
06:22	13 KELLY M turnover lost ball (2)			13 BLACKSHEAR K steal (1)
06:17				0 MCINTOSH H 3pt FG from turnover, jump shot missed
06:12				20 FOSTER D offensive rebound (2)



Game Time	GTE	Score	Diff	Nevada
06:03				4 COLEMAN T 3pt FG from turnover second chance, jump shot missed
05:59	3 COLEMAN D defensive rebound (1)			
05:37	3 COLEMAN D 3pt FG , jump shot missed			
05:35				defensive rebound (15)
05:35				4 COLEMAN T substitution out
05:35				2 LUCAS J substitution in
05:35	5 GAPARE T substitution out			
05:35	14 REEVES K substitution in			
05:23				13 BLACKSHEAR K 2pt FG in the paint, layup missed
05:21	11 NDONGO B defensive rebound (4)			
05:16	13 KELLY M foul drawn (1)			0 MCINTOSH H foul personal (1 - 2)
05:00	11 NDONGO B 2pt FG in the paint, dunk, made (8)	<b>26-29</b>	<b>-3</b>	
05:00	3 COLEMAN D assist (1)			
04:30				11 DAVIDSON N 3pt FG , jump shot missed
04:27	13 KELLY M defensive rebound (3)			
04:21	13 KELLY M foul drawn (2)			20 FOSTER D foul shooting (1 - 3)
04:21	13 KELLY M free throw 1 - 2 missed			
04:21	offensive dead ball rebound (1)			
04:21	3 COLEMAN D substitution out			
04:21	1 STURDIVANT K substitution in			
04:21				0 MCINTOSH H substitution out
04:21				4 COLEMAN T substitution in
04:21	13 KELLY M free throw 2 - 2 made (6)	<b>27-29</b>	<b>-2</b>	
04:03	11 NDONGO B foul shooting (2 - 4)			20 FOSTER D foul drawn (1)
04:03				20 FOSTER D free throw 1 - 2 missed
04:03				offensive dead ball rebound (2)
04:03	11 NDONGO B substitution out			
04:03	12 CLAUDE T substitution in			
04:03		<b>27-30</b>	<b>-3</b>	20 FOSTER D free throw 2 - 2 made (3)
03:51	13 KELLY M 3pt FG , jump shot missed			
03:49	12 CLAUDE T offensive rebound (2)			
03:48	12 CLAUDE T foul drawn (1)			20 FOSTER D foul shooting (2 - 4)
03:48				Timeout media
03:48				20 FOSTER D substitution out
03:48				33 POPE T substitution in
03:48	12 CLAUDE T free throw 1 - 2 missed			
03:48	offensive dead ball rebound (2)			
03:48	12 CLAUDE T free throw 2 - 2 made (1)	<b>28-30</b>	<b>-2</b>	
03:29		<b>28-32</b>	<b>-4</b>	11 DAVIDSON N 2pt FG outside the paint, hook shot made (7)
03:06	12 CLAUDE T turnover bad pass (1)			13 BLACKSHEAR K steal (2)
02:45	2 GEORGE N steal (2)			4 COLEMAN T turnover lost ball (2)
02:34	13 KELLY M 2pt FG from turnover in the paint, driving layup made (8)	<b>30-32</b>	<b>-2</b>	
02:20		<b>30-34</b>	<b>-4</b>	2 LUCAS J 2pt FG outside the paint, pull up jump shot made (10)
01:54	13 KELLY M turnover bad pass (3)			11 DAVIDSON N steal (1)
01:42				2 LUCAS J 2pt FG from turnover outside the paint, pull up jump shot missed
01:39	14 REEVES K defensive rebound (2)			



Official Basketball PlaybyPlay - First Half  
**Nevada at Georgia Tech**  
 12/24/23 SimpliFI Arena at Stan Sheriff Center, Honolulu  
 2023-24 Men's Basketball

**Game Time:** 4:00 PM  
**Game Duration:** 1:57  
**Attendance:** 5,005

**Officials:** Tony Padilla, Marques Pettigrew, Larry Spaulding

Game Time	GTE	Score	Diff	Nevada
01:19	14 REEVES K turnover bad pass (2)			
01:17	1 STURDIVANT K substitution out			
01:17	12 CLAUDE T substitution out			
01:17	3 COLEMAN D substitution in			
01:17	11 NDONGO B substitution in			
01:17				4 COLEMAN T substitution out
01:17				0 MCINTOSH H substitution in
01:17				Timeout 30 Sec
01:17				11 DAVIDSON N substitution out
01:17				42 HYMES K substitution in
01:03				13 BLACKSHEAR K turnover bad pass (4)
00:44	11 NDONGO B turnover 3 seconds (1)			
00:44	11 NDONGO B substitution out			
00:44	12 CLAUDE T substitution in			
00:44				42 HYMES K substitution out
00:44				11 DAVIDSON N substitution in
00:19				33 POPE T 3pt FG from turnover, jump shot missed
00:15				2 LUCAS J offensive rebound (3)
00:01		<b>30-36</b>	<b>-6</b>	13 BLACKSHEAR K 2pt FG from turnover second chance outside the paint, turnaround jump shot made (9)
<b>END OF PERIOD</b>				
<b>GTE 30-36 Nevada</b>				



Officials: Tony Padilla, Marques Pettigrew, Larry Spaulding

**Nevada - 36**

NO.	Name	Min	FG		3P		FT		Rebounds			Fouls		TP	AS	TO	ST	Blocks		+/-		
			M-A	M-A	M-A	M-A	OR	DR	TOT	PF	FD	BS	BA									
4	Tre Coleman	F 13:26	0-3	0-2	0-0	0	1	1	0	0	0	0	0	1	2	0	0	0	0	0	6	
11	Nick Davidson	F 16:30	3-6	1-3	0-0	1	2	3	0	0	7	1	0	1	0	0	0	0	0	5		
2	Jarod Lucas	G 15:53	4-7	2-3	0-0	1	2	3	0	0	10	0	0	0	0	0	0	0	0	3		
13	Kenan Blackshear	G 17:35	4-7	0-1	1-1	0	3	3	1	2	9	3	4	2	0	0	0	0	0	7		
20	Daniel Foster	G 11:00	1-1	0-0	1-2	1	1	2	2	1	3	0	0	0	0	0	0	0	0	2		
0	Hunter McIntosh	09:03	2-3	2-3	0-0	0	0	0	1	0	6	0	0	0	0	0	0	0	0	2		
3	Tyler Rolison	04:03	0-0	0-0	0-0	0	0	0	0	0	0	0	0	0	0	0	0	0	0	0		
33	Tylan Pope	09:00	0-2	0-1	0-0	0	1	1	0	0	0	0	0	0	0	0	0	0	0	4		
42	K.J. Hymes	03:30	0-0	0-0	1-2	0	0	0	0	1	1	0	0	0	0	0	1	0	1	1		
Team									1	2	3	0		0								
<b>Totals</b>			14-29	5-13	3-5	4	12	16	4	4	36	5	6	3	1	0	6					

Shooting By Period		
1st FG%	14-29	48.3%
3PT%	5-13	38.5%
FT%	3-5	60%
GMFG%	14-29	48.3%
3PT%	5-13	38.5%
FT%	3-5	60.0%

Dead Ball Rebounds: 2, 0

Technical Fouls: NONE

**Georgia Tech - 30**

NO.	Name	Min	FG		3P		FT		Rebounds			Fouls		TP	AS	TO	ST	Blocks		+/-		
			M-A	M-A	M-A	M-A	OR	DR	TOT	PF	FD	BS	BA									
5	Tafara Gapare	F 11:28	0-3	0-2	0-0	0	1	1	0	0	0	0	0	0	0	0	0	0	0	0	-4	
11	Baye Ndongo	F 11:01	3-3	0-0	2-2	1	3	4	2	1	8	0	1	0	0	0	0	0	0	4		
2	Naithan George	G 14:48	2-5	0-1	0-0	0	1	1	0	0	4	0	0	2	0	0	0	0	0	-5		
13	Miles Kelly	G 17:35	3-7	1-4	1-2	0	3	3	1	2	8	3	3	0	0	0	0	0	0	-7		
14	Kowacie Reeves	G 15:53	2-3	2-2	0-0	0	2	2	0	0	6	0	2	1	0	0	0	0	0	-3		
12	Tyzhaun Claude	08:59	0-0	0-0	1-2	2	0	2	1	1	1	1	1	0	0	0	0	0	0	-10		
1	Kyle Sturdivant	08:16	0-2	0-1	0-0	0	0	0	0	0	0	1	0	0	0	0	0	0	0	-2		
3	Dallan "Deebo" Coleman	09:03	1-3	1-2	0-0	0	1	1	0	0	3	1	0	0	0	0	0	1	0	-2		
23	Ibrahima Sacko	02:57	0-0	0-0	0-0	0	0	0	0	0	0	0	0	0	0	0	0	0	0	-1		
Team									0	0	0	0		0								
<b>Totals</b>			11-26	4-12	4-6	3	11	14	4	4	30	6	7	3	0	1	-6					

Shooting By Period		
1st FG%	11-26	42.3%
3PT%	4-12	33.3%
FT%	4-6	66.7%
GMFG%	11-26	42.3%
3PT%	4-12	33.3%
FT%	4-6	66.7%

Dead Ball Rebounds: 2, 0

Technical Fouls: NONE

	Nevada	GTE
Biggest lead	6 (1 <sup>st</sup> 8:42)	6 (1 <sup>st</sup> 15:20)
Best Scoring Run	7 (1 <sup>st</sup> 11:15)	8 (1 <sup>st</sup> 15:20)
Lead Changes	3	
Times Tied	2	
Time with Lead	11:57	06:11

	Nevada	GTE
Points from		
Turnovers	7	2
Paint	8	12
Second Chance	4	4
Fast Breaks	3	0
Bench	7	4

	Period by Period Scoring		
	1st	2nd	TOT
Nevada	36	36	72
GTE	30	34	64



**Period 2**

**Period Starters:**

<b>GTE</b>	2 George N	5 Gapare T	11 Ndongo B	13 Kelly M	14 Reeves K
<b>Nevada</b>	2 Lucas J	4 Coleman T	11 Davidson N	13 Blackshear K	20 Foster D

Game Time	GTE	Score	Diff	Nevada
20:00	3 COLEMAN D substitution out			
20:00	12 CLAUDE T substitution out			
20:00	5 GAPARE T substitution in			
20:00	11 NDONGO B substitution in			
20:00				0 MCINTOSH H substitution out
20:00				33 POPE T substitution out
20:00				4 COLEMAN T substitution in
20:00				20 FOSTER D substitution in
19:46	2 GEORGE N foul drawn (1)			11 DAVIDSON N foul offensive (1 - 1)
19:46				11 DAVIDSON N turnover offensive (1)
19:22	11 NDONGO B 2pt FG from turnover in the paint, layup made (10)	<b>32-36</b>	<b>-4</b>	
19:10	5 GAPARE T foul personal (1 - 1)			13 BLACKSHEAR K foul drawn (3)
18:49				2 LUCAS J 2pt FG in the paint, layup blocked
18:49	11 NDONGO B block (1)			
18:44	11 NDONGO B defensive rebound (5)			
18:43	13 KELLY M 2pt FG in the paint, layup missed			
18:42	offensive dead ball rebound (3)			
18:42	13 KELLY M foul drawn (3)			4 COLEMAN T foul shooting (1 - 2)
18:42	13 KELLY M free throw 1 - 2 missed			
18:42	offensive dead ball rebound (4)			
18:42	13 KELLY M free throw 2 - 2 made (9)	<b>33-36</b>	<b>-3</b>	
18:29	13 KELLY M foul drawn (4)			11 DAVIDSON N foul offensive (2 - 3)
18:29				11 DAVIDSON N turnover offensive (2)
18:16	14 REEVES K 3pt FG from turnover, jump shot missed			
18:14				defensive rebound (17)
17:59		<b>33-38</b>	<b>-5</b>	13 BLACKSHEAR K 2pt FG in the paint, pull up jump shot made (11)
17:37	11 NDONGO B 2pt FG in the paint, layup made (12)	<b>35-38</b>	<b>-3</b>	
17:18				2 LUCAS J 3pt FG, jump shot missed
17:14				11 DAVIDSON N offensive rebound (4)
17:12				20 FOSTER D 3pt FG second chance, jump shot missed
17:09				11 DAVIDSON N offensive rebound (5)
17:04	11 NDONGO B foul shooting (3 - 2)			20 FOSTER D foul drawn (2)
17:04		<b>35-39</b>	<b>-4</b>	20 FOSTER D free throw 1 - 3 made (4)
17:04				20 FOSTER D free throw 2 - 3 missed
17:04				offensive dead ball rebound (3)
17:04	5 GAPARE T substitution out			
17:04	11 NDONGO B substitution out			
17:04	3 COLEMAN D substitution in			
17:04	12 CLAUDE T substitution in			
17:04				20 FOSTER D free throw 3 - 3 missed
17:00	14 REEVES K defensive rebound (3)			
16:43	14 REEVES K 2pt FG in the paint, driving layup missed			



Official Basketball Play by Play - Second Half  
**Nevada at Georgia Tech**  
 12/24/23 SimpliFI Arena at Stan Sheriff Center, Honolulu  
 2023-24 Men's Basketball

**Game Time:** 4:00 PM  
**Game Duration:** 1:57  
**Attendance:** 5,005

**Officials:** Tony Padilla, Marques Pettigrew, Larry Spaulding

Game Time	GTE	Score	Diff	Nevada
16:41	12 CLAUDE T offensive rebound (3)			
16:40	12 CLAUDE T 2pt FG second chance in the paint, layup missed			
16:38				13 BLACKSHEAR K defensive rebound (4)
16:26				4 COLEMAN T turnover out of bounds (3)
16:14	13 KELLY M 3pt FG from turnover, jump shot missed			
16:11				4 COLEMAN T defensive rebound (2)
16:04				4 COLEMAN T 3pt FG , jump shot missed
16:01	3 COLEMAN D defensive rebound (2)			
15:57	3 COLEMAN D turnover bad pass (1)			
15:57	Timeout media			
15:57				11 DAVIDSON N substitution out
15:57				13 BLACKSHEAR K substitution out
15:57				3 ROLISON T substitution in
15:57				42 HYMES K substitution in
15:36	12 CLAUDE T foul personal (2 - 3)			42 HYMES K foul drawn (2)
15:35		<b>35-41</b>	<b>-6</b>	2 LUCAS J 2pt FG from turnover outside the paint, pull up jump shot made (12)
15:35				3 ROLISON T assist (1)
15:01	12 CLAUDE T 2pt FG in the paint, dunk, made (3)	<b>37-41</b>	<b>-4</b>	
15:01	2 GEORGE N assist (1)			
14:53	12 CLAUDE T foul personal (3 - 4)			42 HYMES K foul drawn (3)
14:53	2 GEORGE N substitution out			
14:53	1 STURDIVANT K substitution in			
14:53				20 FOSTER D substitution out
14:53				33 POPE T substitution in
14:47				3 ROLISON T 3pt FG , jump shot missed
14:42				33 POPE T offensive rebound (2)
14:41		<b>37-44</b>	<b>-7</b>	2 LUCAS J 3pt FG second chance, jump shot made (15)
14:41				33 POPE T assist (1)
14:21	14 REEVES K foul drawn (1)			33 POPE T foul personal (1 - 4)
14:21	12 CLAUDE T substitution out			
14:21	14 REEVES K substitution out			
14:21	5 GAPARE T substitution in			
14:21	11 NDONGO B substitution in			
14:11	13 KELLY M 3pt FG , jump shot missed			
14:07				4 COLEMAN T defensive rebound (3)
14:07	13 KELLY M foul personal (2 - 5)			4 COLEMAN T foul drawn (1)
14:07	13 KELLY M substitution out			
14:07	2 GEORGE N substitution in			
13:49				42 HYMES K 2pt FG in the paint, hook shot missed
13:46	3 COLEMAN D defensive rebound (3)			
13:30	1 STURDIVANT K 3pt FG , jump shot made (3)	<b>40-44</b>	<b>-4</b>	
13:30	2 GEORGE N assist (2)			
13:07	11 NDONGO B steal (1)			4 COLEMAN T turnover bad pass (4)
13:02	1 STURDIVANT K 2pt FG fast break from turnover in the paint, driving layup made (5)	<b>42-44</b>	<b>-2</b>	
12:49				3 ROLISON T 2pt FG outside the paint, jump shot missed
12:45	1 STURDIVANT K defensive rebound (1)			
12:41	11 NDONGO B foul drawn (2)			3 ROLISON T foul personal (1 - 5)



Game Time	GTE	Score	Diff	Nevada
12:41				4 COLEMAN T substitution out
12:41				42 HYMES K substitution out
12:41				11 DAVIDSON N substitution in
12:41				13 BLACKSHEAR K substitution in
12:36	1 STURDIVANT K turnover bad pass (1)			3 ROLISON T steal (1)
12:21				2 LUCAS J 3pt FG from turnover, jump shot missed
12:18	5 GAPARE T defensive rebound (2)			
12:04	2 GEORGE N 3pt FG , jump shot missed			
11:59				3 ROLISON T defensive rebound (1)
11:53		<b>42-47</b>	<b>-5</b>	2 LUCAS J 3pt FG , jump shot made (18)
11:53				3 ROLISON T assist (2)
11:23	11 NDONGO B 2pt FG in the paint, hook shot made (14)	<b>44-47</b>	<b>-3</b>	
10:57		<b>44-49</b>	<b>-5</b>	11 DAVIDSON N 2pt FG in the paint, driving layup made (9)
10:39	5 GAPARE T 2pt FG in the paint, layup blocked			
10:39				33 POPE T block (1)
10:36				13 BLACKSHEAR K defensive rebound (5)
10:33		<b>44-51</b>	<b>-7</b>	13 BLACKSHEAR K 2pt FG fast break in the paint, driving layup made (13)
10:28	Timeout 30 Sec			
10:28	5 GAPARE T substitution out			
10:28	13 KELLY M substitution in			
10:28				2 LUCAS J substitution out
10:28				0 MCINTOSH H substitution in
10:14	3 COLEMAN D foul drawn (1)			3 ROLISON T foul personal (2 - 6)
10:14	Timeout media			
10:14				3 ROLISON T substitution out
10:14				20 FOSTER D substitution in
10:02	3 COLEMAN D 3pt FG , jump shot made (6)	<b>47-51</b>	<b>-4</b>	
10:02	11 NDONGO B assist (1)			
09:40		<b>47-53</b>	<b>-6</b>	13 BLACKSHEAR K 2pt FG outside the paint, pull up jump shot made (15)
09:15	11 NDONGO B foul drawn (3)			33 POPE T foul shooting (2 - 7)
09:15	11 NDONGO B free throw 1 - 2 made (15)	<b>48-53</b>	<b>-5</b>	
09:15	2 GEORGE N substitution out			
09:15	12 CLAUDE T substitution in			
09:15				33 POPE T substitution out
09:15				2 LUCAS J substitution in
09:15	11 NDONGO B free throw 2 - 2 made (16)	<b>49-53</b>	<b>-4</b>	
09:01	3 COLEMAN D foul personal (1 - 6)			13 BLACKSHEAR K foul drawn (4)
08:49				11 DAVIDSON N 2pt FG in the paint, layup missed
08:46	11 NDONGO B defensive rebound (6)			
08:40	13 KELLY M foul drawn (5)			0 MCINTOSH H foul shooting (2 - 8)
08:40	13 KELLY M free throw 1 - 2 made (10)	<b>50-53</b>	<b>-3</b>	
08:40	11 NDONGO B substitution out			
08:40	14 REEVES K substitution in			
08:40	13 KELLY M free throw 2 - 2 missed			
08:39				2 LUCAS J defensive rebound (4)
08:29	Timeout media			
08:24	13 KELLY M foul drawn (6)			20 FOSTER D foul offensive (3 - 9)
08:24				20 FOSTER D turnover offensive (1)



Official Basketball Play by Play - Second Half  
**Nevada at Georgia Tech**  
 12/24/23 SimpliFI Arena at Stan Sheriff Center, Honolulu  
 2023-24 Men's Basketball

**Game Time:** 4:00 PM  
**Game Duration:** 1:57  
**Attendance:** 5,005

**Officials:** Tony Padilla, Marques Pettigrew, Larry Spaulding

Game Time	GTE	Score	Diff	Nevada
08:24	12 CLAUDE T substitution out			
08:24	11 NDONGO B substitution in			
08:05	1 STURDIVANT K 3pt FG from turnover, jump shot missed			
08:00				defensive dead ball rebound (4)
08:00	1 STURDIVANT K substitution out			
08:00	2 GEORGE N substitution in			
07:49		<b>50-55</b>	<b>-5</b>	13 BLACKSHEAR K 2pt FG outside the paint, pull up jump shot made (17)
07:25	13 KELLY M 2pt FG outside the paint, jump shot blocked			
07:25				13 BLACKSHEAR K block (1)
07:24	offensive rebound (23)			
07:18	3 COLEMAN D 2pt FG second chance outside the paint, pull up jump shot made (8)	<b>52-55</b>	<b>-3</b>	
07:05	3 COLEMAN D foul personal (2 - 7)			13 BLACKSHEAR K foul drawn (5)
07:05				0 MCINTOSH H substitution out
07:05				4 COLEMAN T substitution in
07:05		<b>52-56</b>	<b>-4</b>	13 BLACKSHEAR K 1&1 free throw 1 made (18)
07:05		<b>52-57</b>	<b>-5</b>	13 BLACKSHEAR K 1&1 free throw 2 made (19)
06:51	2 GEORGE N foul drawn (2)			2 LUCAS J foul shooting (1 - 10)
06:51	2 GEORGE N free throw 1 - 2 made (5)	<b>53-57</b>	<b>-4</b>	
06:51	2 GEORGE N free throw 2 - 2 made (6)	<b>54-57</b>	<b>-3</b>	
06:35				4 COLEMAN T 3pt FG , jump shot missed
06:32	11 NDONGO B defensive rebound (7)			
06:23	2 GEORGE N 2pt FG in the paint, driving layup made (8)	<b>56-57</b>	<b>-1</b>	
06:04				13 BLACKSHEAR K turnover bad pass (5)
05:53	2 GEORGE N 2pt FG from turnover in the paint, driving layup missed			
05:50				11 DAVIDSON N defensive rebound (6)
05:29		<b>56-59</b>	<b>-3</b>	13 BLACKSHEAR K 2pt FG outside the paint, pull up jump shot made (21)
05:00	13 KELLY M 3pt FG , jump shot missed			
04:56	11 NDONGO B offensive rebound (8)			
04:56	11 NDONGO B 2pt FG second chance in the paint, layup made (18)	<b>58-59</b>	<b>-1</b>	
04:45				Timeout 30 Sec
04:33	11 NDONGO B foul personal (4 - 8)			13 BLACKSHEAR K foul drawn (6)
04:33		<b>58-60</b>	<b>-2</b>	13 BLACKSHEAR K 1&1 free throw 1 made (22)
04:33				13 BLACKSHEAR K 1&1 free throw 2 missed
04:33	13 KELLY M defensive rebound (4)			
04:05	2 GEORGE N foul drawn (3)			13 BLACKSHEAR K foul shooting (2 - 11)
04:05	2 GEORGE N free throw 1 - 2 made (9)	<b>59-60</b>	<b>-1</b>	
04:05	11 NDONGO B substitution out			
04:05	12 CLAUDE T substitution in			
04:05	2 GEORGE N free throw 2 - 2 missed			
04:03				defensive rebound (28)
03:51		<b>59-62</b>	<b>-3</b>	13 BLACKSHEAR K 2pt FG in the paint, driving layup made (24)
03:37	14 REEVES K 3pt FG , jump shot missed			
03:34	12 CLAUDE T offensive rebound (4)			
03:23	13 KELLY M 3pt FG second chance, jump shot missed			
03:20	12 CLAUDE T offensive rebound (5)			



Game Time	GTE	Score	Diff	Nevada
03:16	14 REEVES K 3pt FG second chance, jump shot missed			
03:13				11 DAVIDSON N defensive rebound (7)
02:55		<b>59-64</b>	<b>-5</b>	4 COLEMAN T 2pt FG in the paint, layup made (2)
02:55				13 BLACKSHEAR K assist (4)
02:47	Timeout 30 Sec			
02:47				Timeout media
02:47	12 CLAUDE T substitution out			
02:47	11 NDONGO B substitution in			
02:47				20 FOSTER D substitution out
02:47				33 POPE T substitution in
02:40	13 KELLY M 3pt FG, jump shot missed			
02:38	14 REEVES K offensive rebound (4)			
02:38	14 REEVES K 2pt FG second chance in the paint, layup made (8)	<b>61-64</b>	<b>-3</b>	
02:38	14 REEVES K foul drawn (2)			13 BLACKSHEAR K foul shooting (3 - 12)
02:38	14 REEVES K free throw 1 - 1 made (9)	<b>62-64</b>	<b>-2</b>	
02:13				11 DAVIDSON N 3pt FG, jump shot missed
02:10				33 POPE T offensive rebound (3)
02:09				33 POPE T 2pt FG second chance in the paint, layup missed
02:06	13 KELLY M defensive rebound (5)			
01:43	11 NDONGO B 2pt FG in the paint, layup blocked			
01:43				33 POPE T block (2)
01:39				33 POPE T defensive rebound (4)
01:20		<b>62-66</b>	<b>-4</b>	13 BLACKSHEAR K 2pt FG in the paint, turnaround jump shot made (26)
01:04	2 GEORGE N foul drawn (4)			33 POPE T foul personal (3 - 13)
01:04	2 GEORGE N free throw 1 - 2 missed			
01:04	offensive dead ball rebound (5)			
01:04				33 POPE T substitution out
01:04				20 FOSTER D substitution in
01:04	2 GEORGE N free throw 2 - 2 missed			
01:03				4 COLEMAN T defensive rebound (4)
00:37	14 REEVES K foul shooting (1 - 9)			13 BLACKSHEAR K foul drawn (7)
00:37		<b>62-67</b>	<b>-5</b>	13 BLACKSHEAR K free throw 1 - 2 made (27)
00:37		<b>62-68</b>	<b>-6</b>	13 BLACKSHEAR K free throw 2 - 2 made (28)
00:28	3 COLEMAN D 3pt FG, jump shot missed			
00:27	offensive rebound (31)			
00:27	11 NDONGO B foul drawn (4)			20 FOSTER D foul personal (4 - 14)
00:27	11 NDONGO B free throw 1 - 2 made (19)	<b>63-68</b>	<b>-5</b>	
00:27	2 GEORGE N substitution out			
00:27	5 GAPARE T substitution in			
00:27				20 FOSTER D substitution out
00:27				0 MCINTOSH H substitution in
00:27	11 NDONGO B free throw 2 - 2 made (20)	<b>64-68</b>	<b>-4</b>	
00:24	14 REEVES K foul personal (2 - 10)			13 BLACKSHEAR K foul drawn (8)
00:24				13 BLACKSHEAR K free throw fast break 1 - 2 missed
00:24				offensive dead ball rebound (5)
00:24	5 GAPARE T substitution out			
00:24	2 GEORGE N substitution in			



Official Basketball Play by Play - Second Half  
**Nevada at Georgia Tech**  
 12/24/23 SimpliFI Arena at Stan Sheriff Center, Honolulu  
 2023-24 Men's Basketball

**Game Time:** 4:00 PM  
**Game Duration:** 1:57  
**Attendance:** 5,005

**Officials:** Tony Padilla, Marques Pettigrew, Larry Spaulding

Game Time	GTE	Score	Diff	Nevada
00:24				0 MCINTOSH H substitution out
00:24				20 FOSTER D substitution in
00:24		<b>64-69</b>	<b>-5</b>	13 BLACKSHEAR K free throw fast break 2 - 2 made (29)
00:17	2 GEORGE N 3pt FG , jump shot missed			
00:17				defensive rebound (33)
00:16	3 COLEMAN D foul personal (3 - 11)			13 BLACKSHEAR K foul drawn (9)
00:16	3 COLEMAN D substitution out			
00:16	5 GAPARE T substitution in			
00:16				13 BLACKSHEAR K free throw fast break 1 - 2 missed
00:16				offensive dead ball rebound (6)
00:16		<b>64-70</b>	<b>-6</b>	13 BLACKSHEAR K free throw fast break 2 - 2 made (30)
00:13	13 KELLY M 2pt FG outside the paint, jump shot blocked			
00:13				4 COLEMAN T block (1)
00:09				11 DAVIDSON N defensive rebound (8)
00:01	14 REEVES K foul personal (3 - 12)			2 LUCAS J foul drawn (1)
00:01		<b>64-71</b>	<b>-7</b>	2 LUCAS J free throw 1 - 2 made (19)
00:01		<b>64-72</b>	<b>-8</b>	2 LUCAS J free throw 2 - 2 made (20)
<b>END OF GAME</b>				
<b>GTE 64-72 Nevada</b>				



Officials: Tony Padilla, Marques Pettigrew, Larry Spaulding

**Nevada - 36**

NO.	Name	Min	FG			Rebounds			Fouls		TP	AS	TO	ST	Blocks		+/-
			M-A	M-A	M-A	OR	DR	TOT	PF	FD					BS	BA	
4	Tre Coleman	F 14:24	1-3	0-2	0-0	0	3	3	1	1	2	0	2	0	1	0	1
11	Nick Davidson	F 16:44	1-3	0-1	0-0	2	3	5	2	0	2	0	2	0	0	0	4
2	Jarod Lucas	G 18:47	3-6	2-4	2-2	0	1	1	1	1	10	0	0	0	0	1	4
13	Kenan Blackshear	G 16:44	7-7	0-0	7-10	0	2	2	2	7	21	1	1	0	1	0	4
20	Daniel Foster	G 13:35	0-1	0-1	1-3	0	0	0	2	1	1	0	1	0	0	0	1
3	Tyler Rolison	05:43	0-2	0-1	0-0	0	1	1	2	0	0	2	0	1	0	0	3
42	K.J. Hymes	03:16	0-1	0-0	0-0	0	0	0	0	2	0	0	0	0	0	0	-2
33	Tylan Pope	07:21	0-1	0-0	0-0	2	1	3	3	0	0	1	0	0	2	0	0
0	Hunter McIntosh	03:26	0-0	0-0	0-0	0	0	0	1	0	0	0	0	0	0	0	-5
Team						0	3	3			0		0				
<b>Totals</b>			12-24	2-9	10-15	4	14	18	14	12	36	4	6	1	4	1	2

Shooting By Period		
2 <sup>nd</sup> FG%	12-24	50.0%
3PT%	2-9	22.2%
FT%	10-15	66.7%
GM FG%	12-24	50.0%
3PT%	2-9	22.2%
FT%	10-15	66.7%

Dead Ball Rebounds: 3, 1

Technical Fouls: NONE

**Georgia Tech - 34**

NO.	Name	Min	FG			Rebounds			Fouls		TP	AS	TO	ST	Blocks		+/-
			M-A	M-A	M-A	OR	DR	TOT	PF	FD					BS	BA	
5	Tafara Gapare	F 07:09	0-1	0-0	0-0	0	1	1	1	0	0	0	0	0	0	1	0
11	Baye Ndongo	F 15:43	4-5	0-0	4-4	1	3	4	2	3	12	1	0	1	1	1	5
2	Naithan George	G 17:56	1-4	0-2	3-6	0	0	0	0	4	5	2	0	0	0	0	-2
13	Miles Kelly	G 16:21	0-8	0-5	2-4	0	2	2	1	4	2	0	0	0	0	2	-2
14	Kowacie Reeves	G 14:19	1-5	0-3	1-1	1	1	2	3	2	3	0	0	0	0	0	-6
3	Dallan "Deebo" Coleman	16:48	2-3	1-2	0-0	0	2	2	3	1	5	0	1	0	0	0	-1
12	Tyzhaun Claude	04:52	1-2	0-0	0-0	3	0	3	2	0	2	0	0	0	0	0	-5
1	Kyle Sturdivant	06:53	2-3	1-2	0-0	0	1	1	0	0	5	0	1	0	0	0	1
Team						2	0	2			0		0				
<b>Totals</b>			11-31	2-14	10-15	7	10	17	12	14	34	3	2	1	1	4	-2

Shooting By Period		
2 <sup>nd</sup> FG%	11-31	35.5%
3PT%	2-14	14.3%
FT%	10-15	66.7%
GM FG%	11-31	35.5%
3PT%	2-14	14.3%
FT%	10-15	66.7%

Dead Ball Rebounds: 3, 0

Technical Fouls: NONE

	Nevada	GTE
<b>Biggest lead</b>	8 (2 <sup>nd</sup> 0:01)	0 (1 <sup>st</sup> 20:00)
<b>Best Scoring Run</b>	4 (2 <sup>nd</sup> 10:33)	5 (2 <sup>nd</sup> 13:02)
<b>Lead Changes</b>	0	
<b>Times Tied</b>	0	
<b>Time with Lead</b>	19:22	00:00

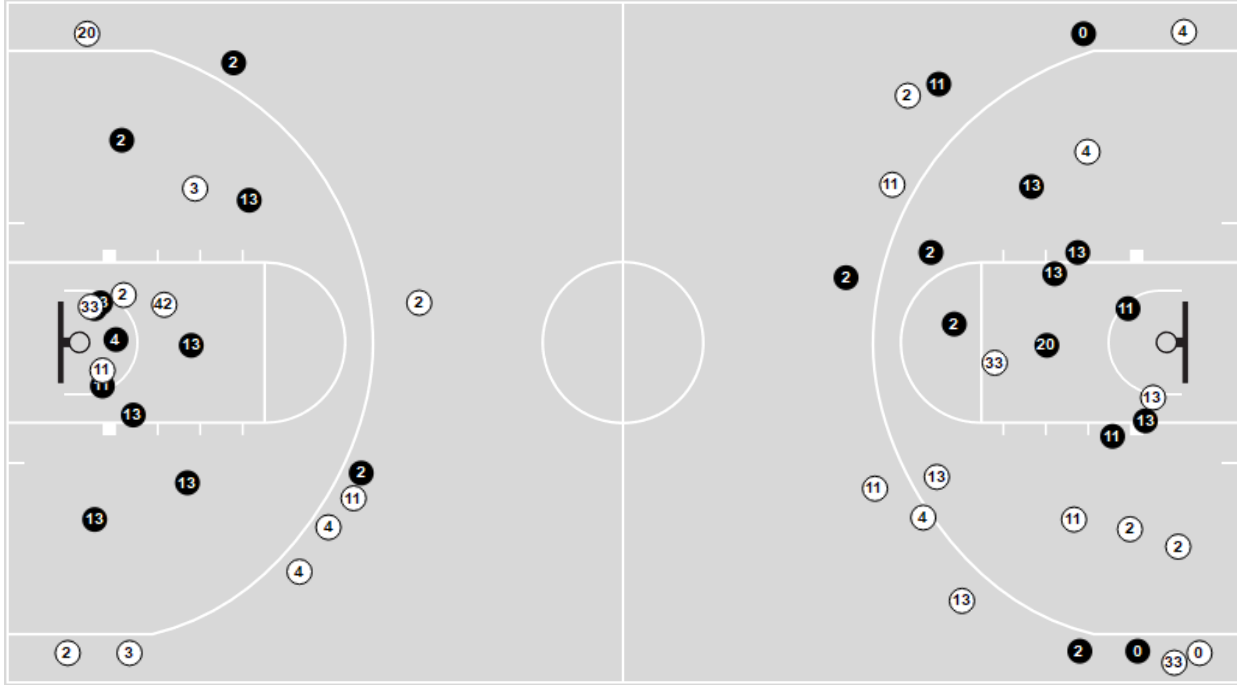
	Nevada	GTE
<b>Points from Turnovers</b>	2	4
<b>Paint</b>	12	16
<b>Second Chance</b>	4	10
<b>Fast Breaks</b>	4	2
<b>Bench</b>	0	12

	Period by Period Scoring		
	1st	2nd	TOT
<b>Nevada</b>	36	36	72
<b>GTE</b>	30	34	64

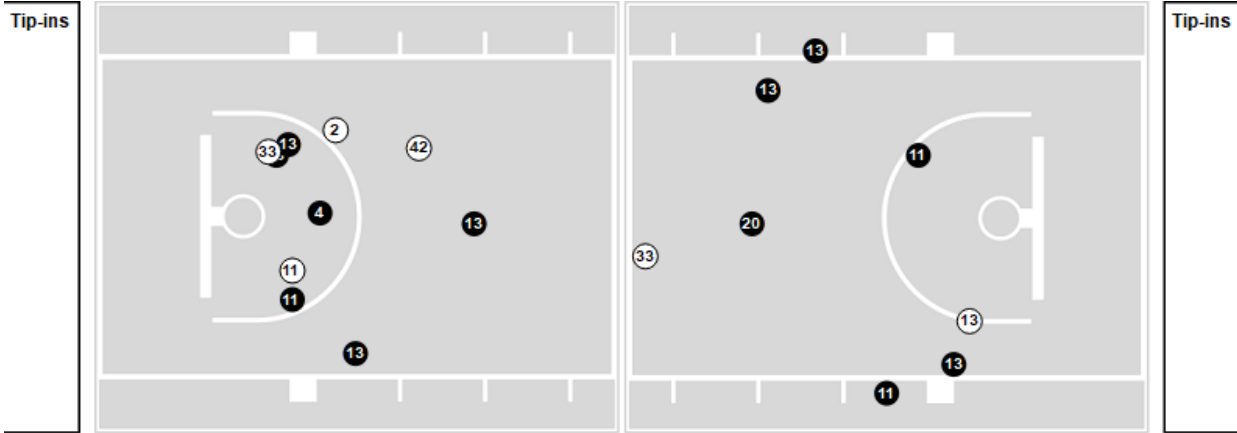


Players => All ; FG Types => All ; Results => All ;  
**Nevada**

**All Field Goals**



**Shots in the Paint**



● Made ○ Missed N - Player Number

Nevada	M/A	%
Field Goals	26/53	49
2 Points	19/31	61
3 Points	7/22	32
Free Throws	13/20	65

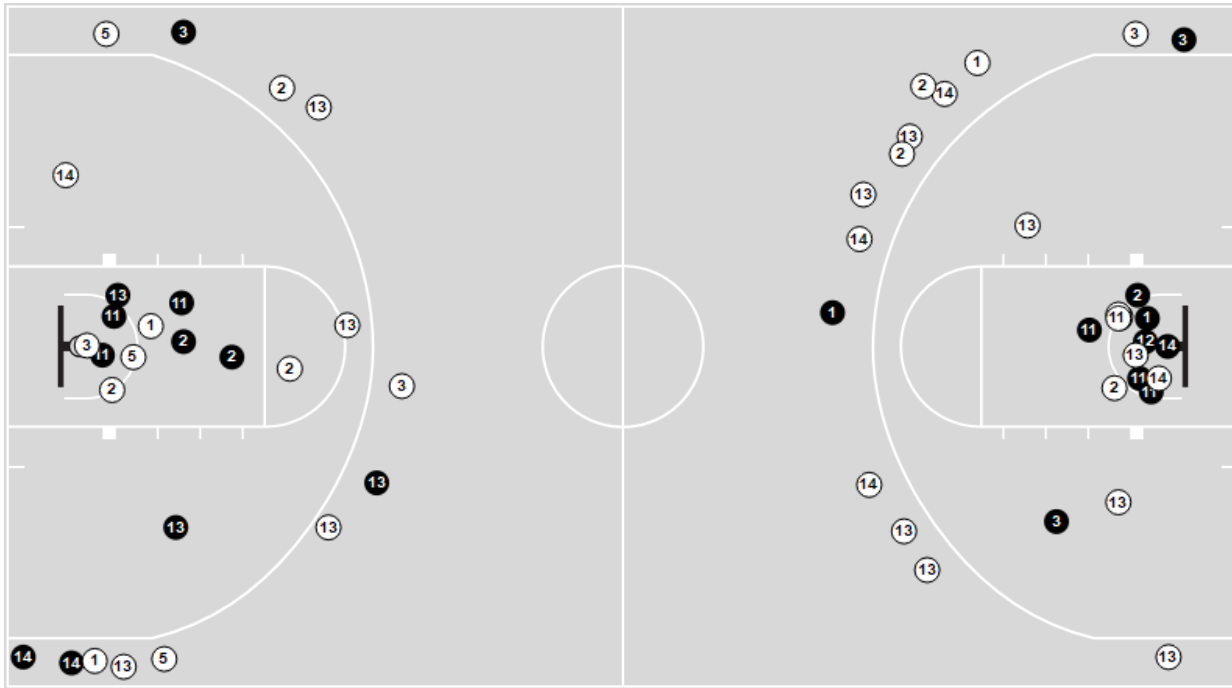
Nevada	M/A	%
Points in the Paint	20 (10/16)	62
Fast Break Points	7 (4/6)	67
Second Chance Points	8 (4/10)	40
Effective FG%	56	



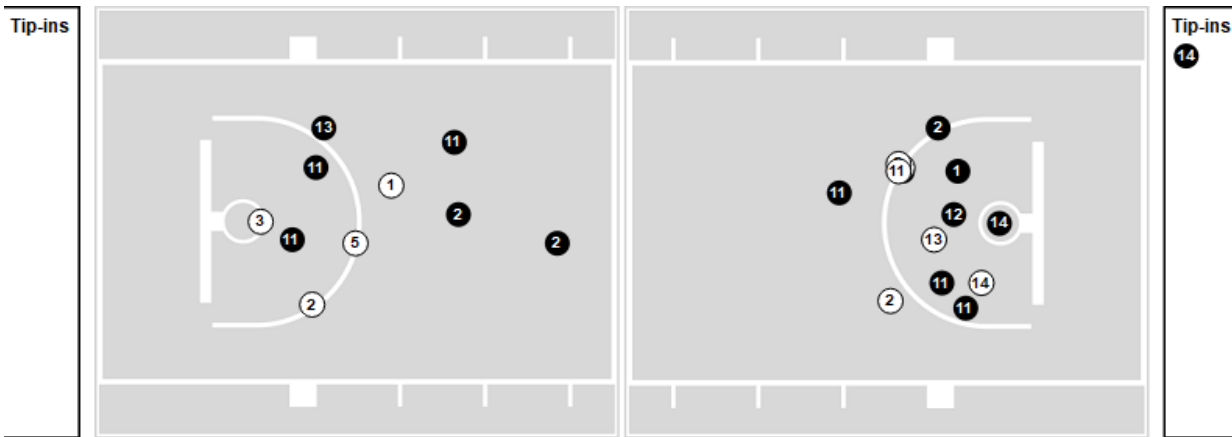
Players => All ; FG Types => All ; Results => All ;

**Georgia Tech**

**All Field Goals**



**Shots in the Paint**



● Made    ○ Missed    N - Player Number

Georgia Tech	M/A	%
Field Goals	22/57	39
2 Points	16/31	52
3 Points	6/26	23
Free Throws	14/21	67

Georgia Tech	M/A	%
Points in the Paint	28 (14/24)	58
Fast Break Points	2 (1/1)	100
Second Chance Points	14 (9/15)	60
Effective FG%	44	